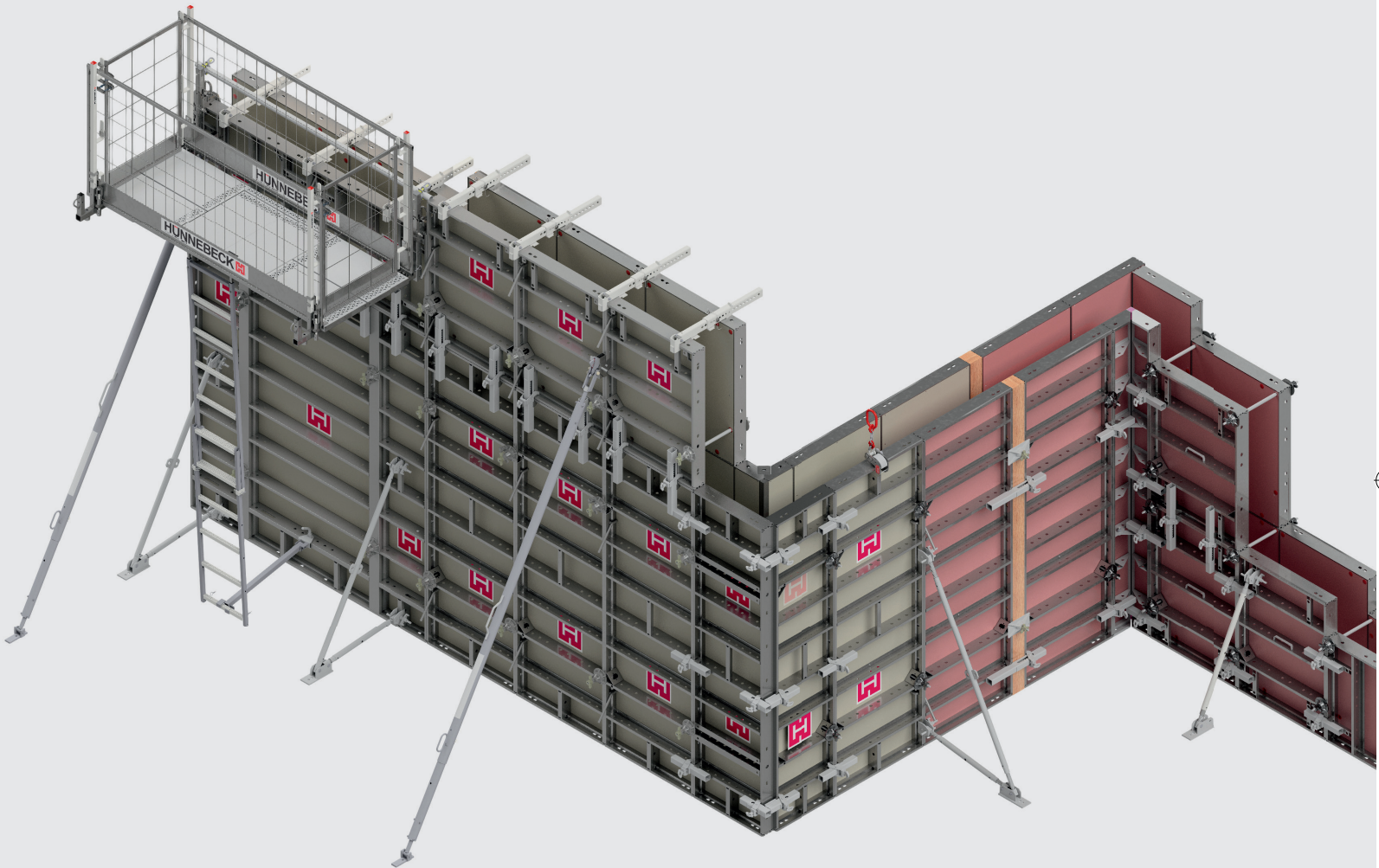


RASTO[®] G2

The new generation of our 60 kN/m² wall formwork system for small to medium-sized projects, especially in the residential sector, is more efficient than ever.



At Work For You

HÜNNEBECK 
BY BRAND SAFWAY

Efficient and flexible frame formwork

The new generation of our wall frame formwork RASTO® G2 is designed for smaller to medium-sized objects in concrete construction, especially in the residential sector. It can be used to manually form walls without a crane and also over large areas with the help of a crane. Thanks to numerous innovations, the new RASTO® G2 is even more economical and flexible than the tried-and-tested RASTO® system.

► Product benefits at a glance

RASTO® G2

Time and cost savings during erection and dismantling thanks to single-sided ties

High level of flexibility thanks to the use of different tying systems

Less material required due to small number of connecting elements

Sealing cones of the single-sided ties can be used several times

Easy to change plastic ply

Tie hole reinforcement for a longer service life of the plastic ply

Connecting elements can be operated manually and without tools

“Parking” for the RASTO® clamp

Rigid inner corner for faster assembly



Flexible and lightweight tying

RASTO® G2 makes tying flexible and efficient.

Efficient single-sided tying is possible as well as the use of traditional DW 15, DW 20 or She-Bolt ties. For single-sided tying, the wall thickness can be continuously adjusted by means of the cladding tube. The RASTO® tie for single-sided tying allows wall thicknesses of up to 40 cm. A traditional tie can be used if the construction project requires higher wall thicknesses.

Prefabricated bore holes facilitate the mounting of the tie nuts; larger conical tie sleeves allow a tie clearance of $\pm 2.5^\circ$. Reinforced tie holes on the XXL panels facilitate assembly and increase the service life of the formwork shell.



► The RASTO® tie for single-sided tying



► The new, high-quality tie hole reinforcement significantly increases the service life of the formwork system.



► Flexible tie selection possible. Here: RASTO® tie for single-sided tying and DW 15 tie for double-sided tying



Simple panel connection without the need for tools

The RASTO® G2 also makes panel connections easier than ever: the RASTO® clip eliminates the need for additional tools.

The small number of connecting elements required is also particularly economical. For example, just two clips are sufficient to quickly and securely connect two XXL panels with a formwork area of 12.96 m².

There are predefined holders for the RASTO® clamps. When they are not being used, they can be „parked“ there. There is no need for the time-consuming process of searching on the construction site.

The cost-effective RASTO® G2 connecting elements can be operated manually without tools. They can also be used as extraction tools for the RASTO® sealing cone and as fast connections at TOPMAX slab formwork.



► Connecting elements can be parked in the panel.



► The low number of connecting elements increases efficiency. two XXL panels with a formwork area of 12.96 m² can therefore be connected using only two clips.



- Simple and efficient assembly of the RASTO® clips:
No tools are needed.



The new panels also offer numerous benefits

The vertical bars increase the stability of the panels and offer connection options for the transport hook in the middle of the panel. The RASTO® G2 panels offer integrated brackets for standard connecting elements. A universal formwork platform also ensures safe working during assembly, concreting and dismantling.



► Quick connectors for the struts can be attached to the middle vertical bars.



► The middle vertical bar offers connection options for the transport hook in the middle of the panel.



► The new vertical bars offer numerous connection options.



Rigid corner for greater stability

The new rigid corner element and the more flexible connecting elements speed up assembly – and provide additional stability.

The innovative inner corner has stops for the RASTO® clamp to align the corners. With the transport hook, the corners can also be moved in a centrally attached position.

The transport hook engages in the middle, the panel is picked up symmetrically. Stiffeners are no longer required here. The horizontal bars with the same profiles as the panels improve the connection.

RASTO® clamps for aligning the corners



► With the transport hook, the corners can also be moved in a centrally attached position.

► The new rigid corner element



The universal formwork platform

The universal formwork platform of load class 2 (150 kg/m²) can be mounted on the RASTO® as well as on the MANTO® formwork system. Only the respective adapters are bound to a system. The platform can be used both as a concreting and intermediate platform.

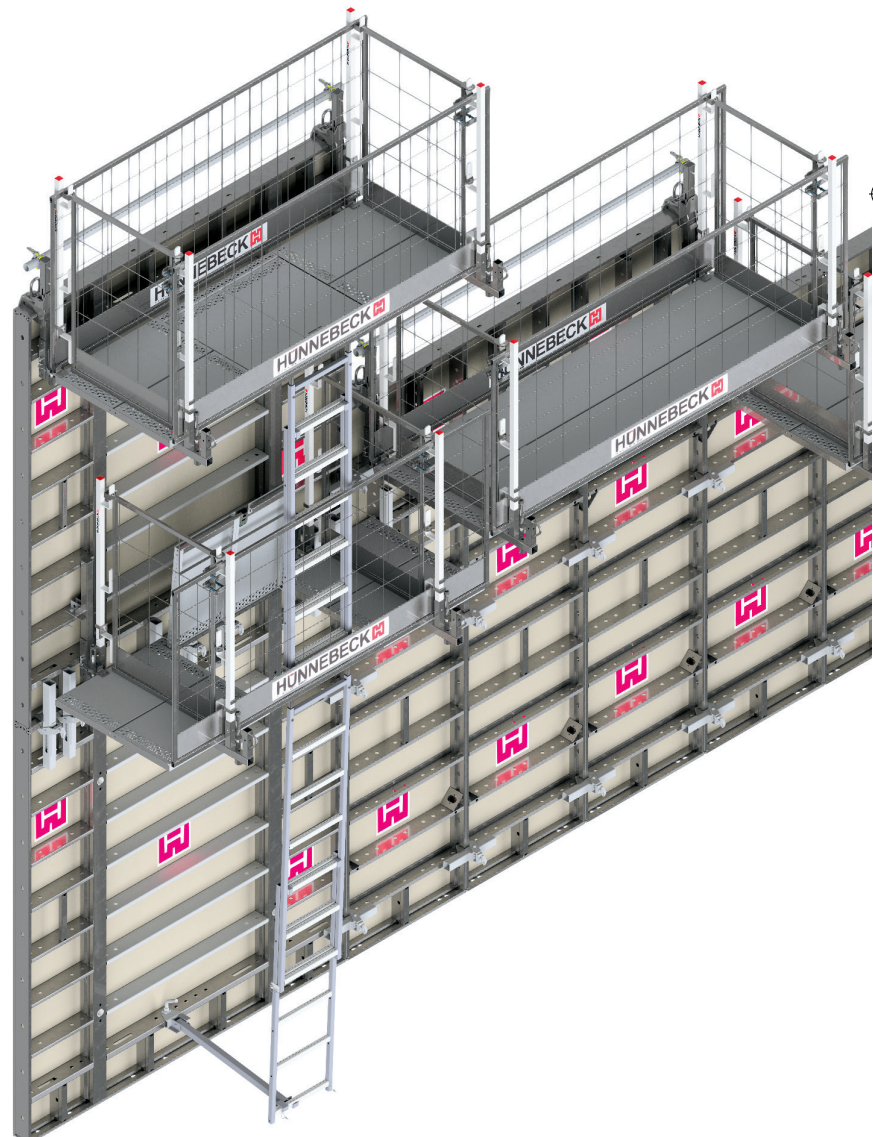
Safety is integrated into the platform: it automatically locks when hooked in with the crane. 360° side protection is already in place when the platform is accessed for the first time. The crane can be attached and detached without personal protective equipment. The height of the bracket can be adjusted by 5 cm on the adapter. This prevents tripping hazards.

The platform is also characterized by a high degree of versatility. The brackets are flexibly arranged on the panel. They are not supported from below; this provides more space for accessories and allows customized planning.

The decks on the brackets can also be arranged flexibly. There is no default grid. System decks serve as leveling decks. The front railing with the door function engages by rotating 90° in both directions.

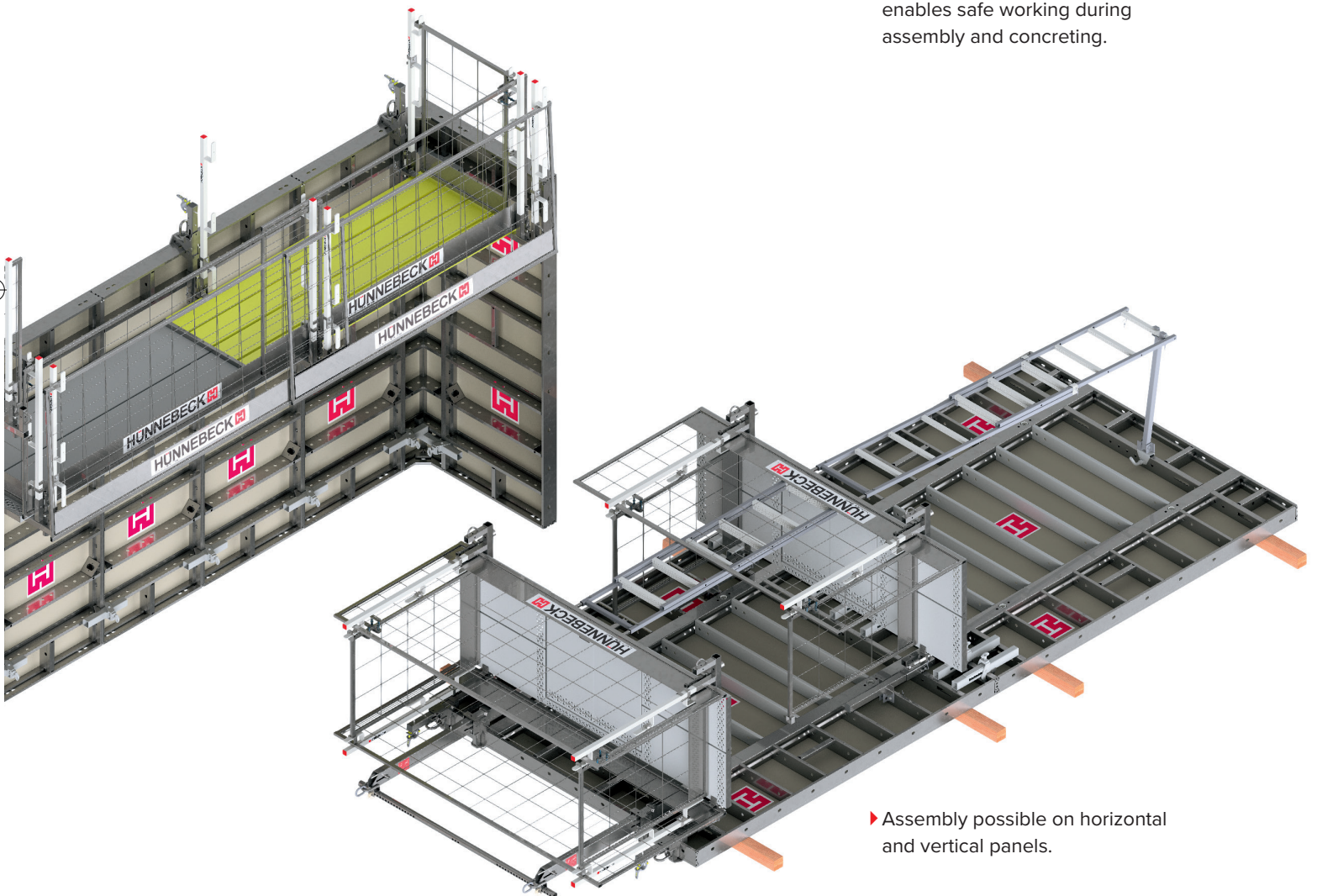
Stable and thus efficient plastic formwork shell

The 15 mm thick plastic formwork shell creates an even, high-quality concrete surface. The reinforced tie openings can no longer tear out – this increases the service life of the formwork shell.





► The lightweight platform system enables safe working during assembly and concreting.



► Assembly possible on horizontal and vertical panels.



Extensive range of accessories leaves nothing to be desired



- ▶ Safe transport of individual panels and corners with higher load capacity



- ▶ The quick strut connection enables the quick connection of aligning struts.



- ▶ Formwork clamp for highly tensile and pressure-resistant stop-ends with only one part



- ▶ The grid box enables the storage of connecting elements, anchor nuts, etc. It can be attached to the carriage and moved by crane. Simple handling saves considerable crane time – a clear improvement for storage and logistics.



► Technical specifications

Product description	Flexible wall frame formwork
Panel widths	30 45 50 55 60 65 75
Panel heights	120 150 270
Multipurpose panels	70 x 150 70 x 270 70 x 300
Profile thickness	12 cm steel frame profile
Formwork shell	Multilayer panel (min. 280 g/m ² coating) ECOPLY all-plastic formwork shell
Max. concrete pressure	60 kN/m ²
Formwork shell thickness	Multilayer panel = 14 mm ECOPLY all-plastic formwork shell = 15 mm
Average weight	40 to 65 kg/m ² (including the connecting elements)
Corrosion protection	Completely hot-dip galvanized steel frame and connection elements
Relevant standards	Complies with EN 1993 DIN 18202 18218 18216
Standard connection	RASTO® aligning clamp (aligned and flush connection)
Special connection	RASTO® combination clamp Corner clamp RASTO® clip
Internal corners	30/30 cm
Joint corners	From 60° to max. 150° angle
Outer corners	Base panel with corner clamps
Encasing and stripping times	t = 0.4 – 0.6 hrs/m ² *
Special features	<ul style="list-style-type: none">• XXL large panel 240 x 270 cm• RASTO® shaft corner connection butt clamp• High-quality formwork shell on all panels• Extensive range of accessories

* Hünnebeck's average time calculation



Our Head Offices

Hünnebeck Austria GmbH

Wiener Str. 30
2326 Maria Lanzendorf
+43 2235 4203039
www.huennebeck.at

Hünnebeck

Deutschland GmbH

Rehhecke 80
40885 Ratingen
+49 2102 9371
www.huennebeck.de

Hünnebeck in France

Allée de Fétan 256 – BP 130
01601 Trévoux
+33 4740 89050
www.huennebeck.fr

Hünnebeck in the Netherlands

Kwartelweg 6a
NL-4791 RP Klundert
+31 168 387440
www.huennebeck.nl

Hünnebeck in Ireland

Unit 295
Block H
Blanchardstown Corporate Park
Dublin 15
D15 WVK1
www.hunnebeck.ie

Hünnebeck Italia S.p.A.

Via Isonzo, 9
22078 Turate (Como)
+39 2 969731
www.huennebeck.it

Hunnebeck Polska Sp. z o.o.

Łubna 55
05-532 Baniocha
+48 22 2312300
www.huennebeck.pl

Hunnebeck România SRL

Șoseaua de Centură, Rudeni – Chitila, Rudeni
077046 jud. Ilfov
+40 37 6206150
www.huennebeck.ro

Hunnebeck in the UK

Rush Lane, Staffordshire, Tamworth
Birmingham, B77 1LT
+44 1827 289955
www.hunnebeck.co.uk

Hünnebeck is a proud member of the BrandSafway Companies. Large enough to leverage economies of scale to safely increase productivity, BrandSafway is also nimble and responsive, delivering unmatched service with local labor and management.

Hünnebeck (Europe), Aluma Systems (North and Latin America) and SGB (MEA/SEA), represent the Forming & Shoring Division of BrandSafway. With branch locations worldwide, and over 240 years of combined history and experience, we are ready to deliver innovative Forming and Shoring solutions anywhere around the world. Our main contacts outside of Europe are:

MEI and South East Asia

SGB Group

Techno Park
37656 Dubai
+971 4 8132000
Fax: +971 4 8132001
ae@bels.com
www.sgbgroup.com

North America

Aluma Systems

2 Manchester Court
Bolton, ON L7E 2J3
Canada
+1 905 6695282
www.aluma.ca

The copyright to this brochure remains with BrandSafway. All trademarks mentioned in this brochure are the property of BrandSafway, unless otherwise noted or in any other way perceivable as third party rights. Hünnebeck, SGB and Aluma Systems are trademarks of BrandSafway. Furthermore, all rights are reserved, in particular in the event of a patent being granted or a utility model being registered. The unauthorized use of this brochure, the trademarks and other proprietary rights contained herein is expressly prohibited and constitutes an infringement of copyright, trademark rights or other proprietary rights.

The illustrations shown in this brochure reflect day-to-day construction site operations and are therefore not always correct from a safety point of view.

BRAND SAFWAY

Aluma SYSTEMS
BY BRAND SAFWAY

HÜNNEBECK
BY BRAND SAFWAY

SGB
BY BRAND SAFWAY